

STUNNER



UNCHAINED
LABS

Quant and sizing mash up

Stunner pulls double-duty so you don't have to. It's the only system out there that takes UV/Vis concentration and Dynamic Light Scattering (DLS) size measurements from the same sample at the same time. Nail down your protein quality by knocking concentration, hydrodynamic size, polydispersity, and detection of aggregates off your list in one shot. Without skipping a beat, you can also measure the colloidal stability of your samples or design your own custom apps.

Concentration

Sizing

Polydispersity

B_{22}

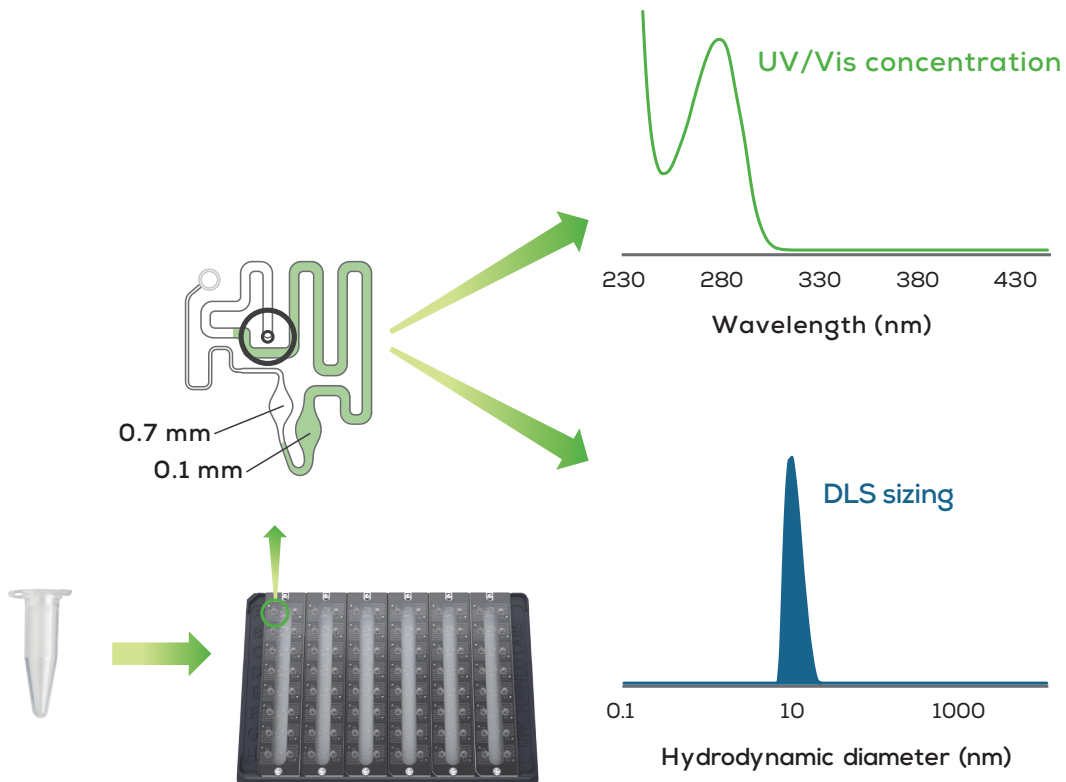
k_D

Homebrew



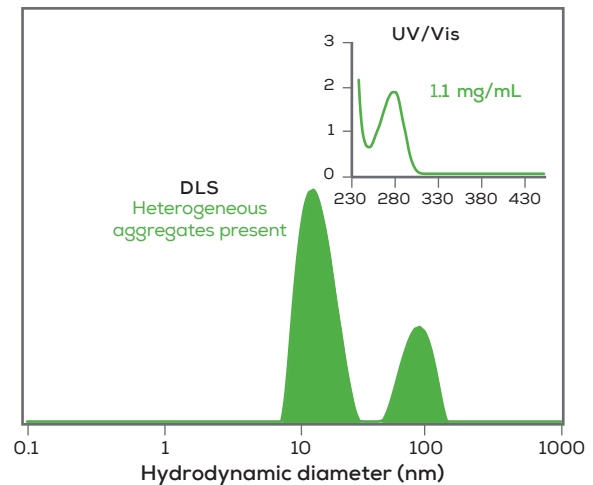
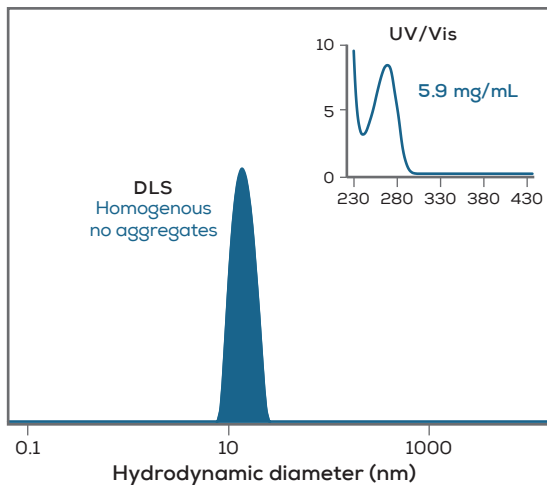
Teeny sample, tons of info

Just load 2 μL of sample in a Stunner plate – don't bother with sample prep or dilution. Each microfluidic circuit has two fixed pathlengths built into it to cover a wide dynamic range of 0.03–275 OD. If you're dealing with a full plate, get 96 concentration measurements in 10 minutes – add on DLS sizing and have both done in an hour. For even heavier workflows, hook it up to your favorite robot to add more oomph.



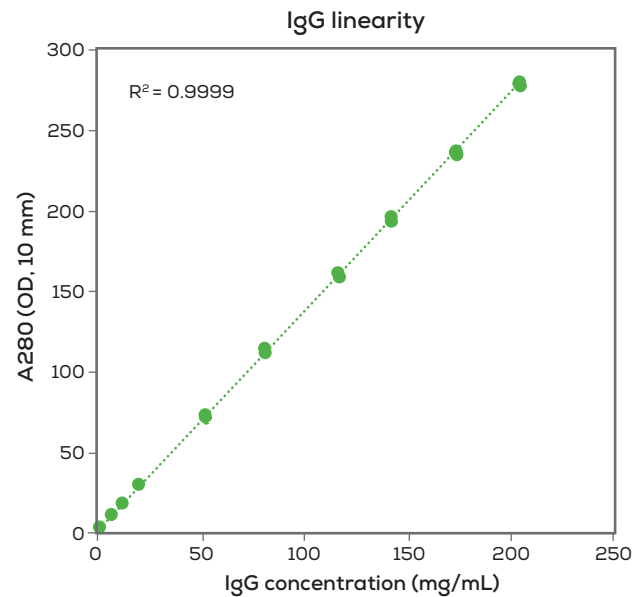
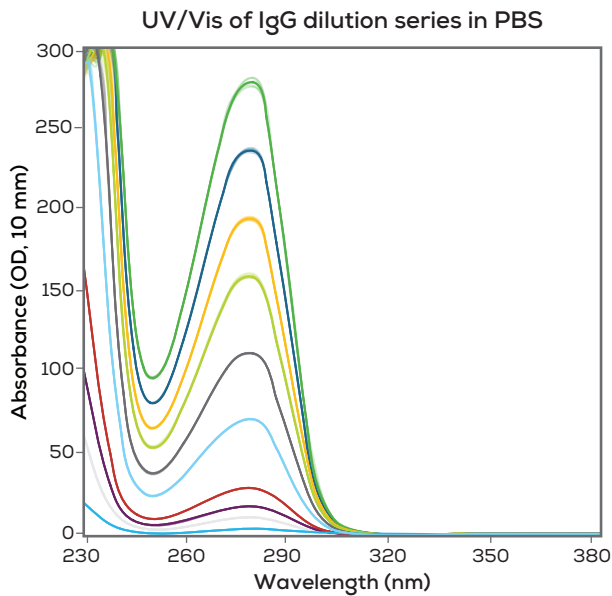
DLS and then some

Stunner pulls rank on other systems because it's way, way more than just DLS. It lets you get a grip on what storage, agitation or a change to your process or formulation does to your protein. See if there's any aggregation, measure the hydrodynamic size, grab polydispersity when you need to check uniformity, and get the exact concentration while you're at it.



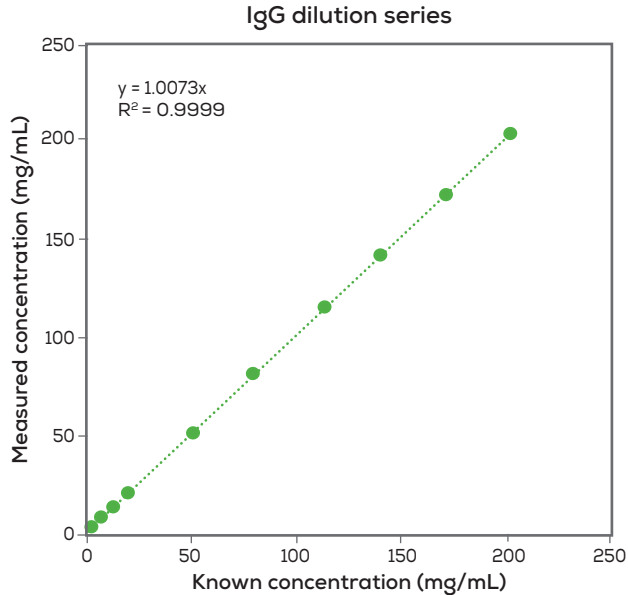
Max out your biologic

Stunner is the only system out there that can measure biologics at high-throughput and high concentration. It's got dynamic range that covers from 0.02 mg/mL to 200 mg/mL (mAb), so run any protein without ever having to dilute again. Stop the madness of running just one protein at a time – and cleaning up afterwards.



Ridiculously good data

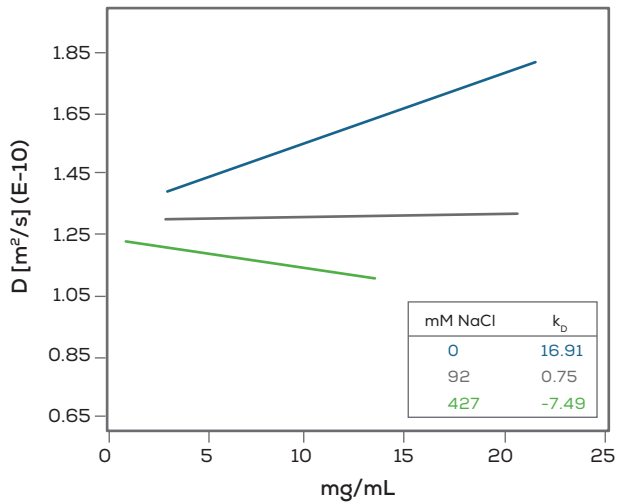
Get spot-on precision within 1% and accuracy within 2%. Using two fixed pathlengths, Stunner gets you jaw-dropping data at both low and high protein concentrations and nails the expected concentrations every time. With the smallest sample size, the highest throughput and crazy accurate results, Stunner is hands down the best tool out there for protein quantification.



Known Conc. (mg/mL)	Average Conc. (mg/mL)	CV (%)
201.4	201.7	0.7%
169.9	171.1	0.7%
139.4	140.7	0.4%
113.1	115.0	0.6%
79.4	80.7	0.2%
50.2	51.2	0.2%
19.9	20.3	0.3%
12.1	12.2	0.2%
7.21	7.28	0.2%
2.35	2.37	0.2%

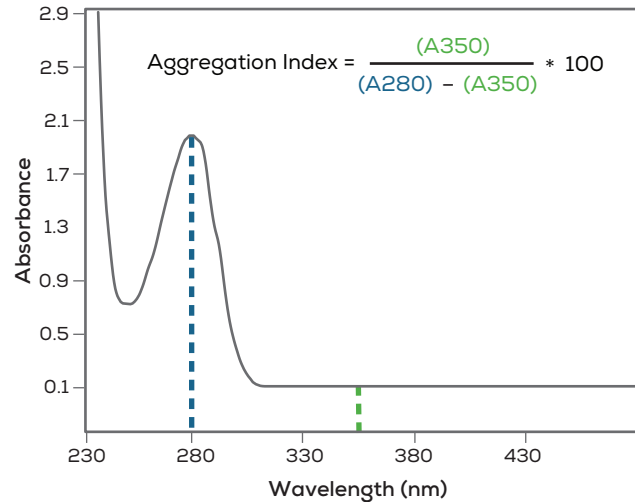
Double down with B_{22} and k_D

On the fly data tells you if your sample's in good shape, or if aggregation is in the cards. Because the concentration of each sample in the series is measured in real time with DLS, you get the most accurate values without breaking a sweat.



Brew your own

Pin down what else is going on with your sample, or just check out its other characteristics. Pick a few wavelengths, a background subtraction method, and create your favorite equation. Stunner's Homebrew tool is wide open, so you can create apps just the way you like them.

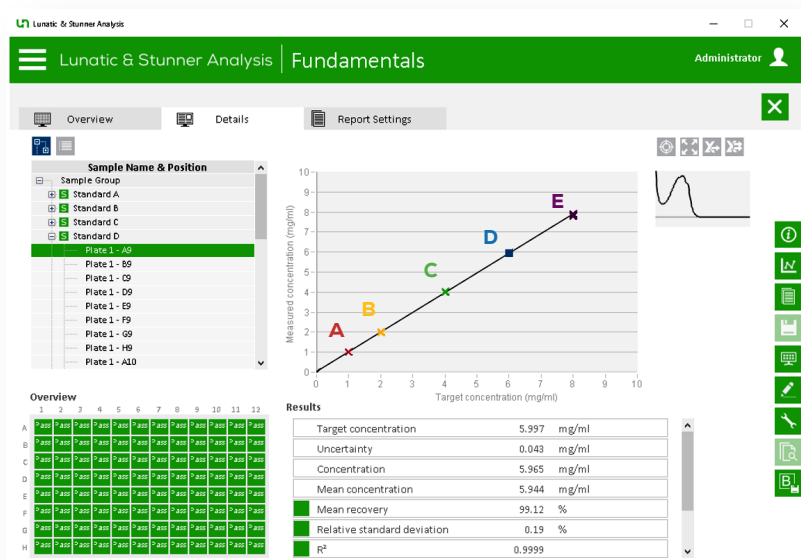


Accuracy you can show off

Stunner has shocking accuracy and wants to prove it. Using the Fundamentals tryptophan standards, the accuracy, precision and linearity of the instrument can be proven at any time – at the protein-relevant 280 nm wavelength and OD range of 20-225. Be confident about every sample with data that leaves no room for doubt.




The Fundamentals
Certified tryptophan standards
OD range 20-225

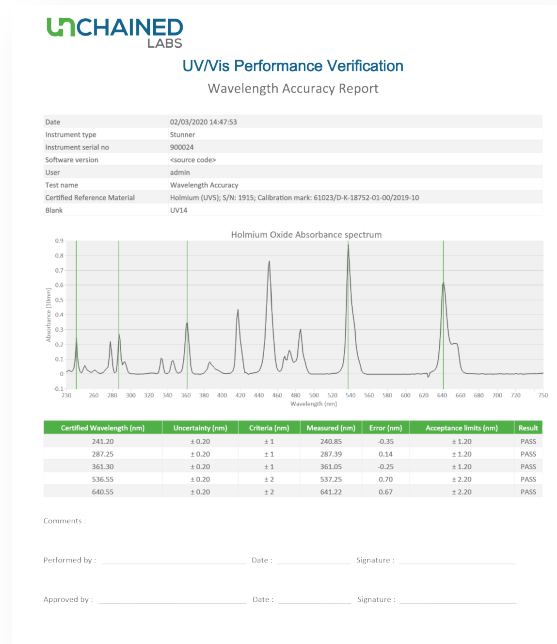


Downstream ready

Smash through the USP & Ph. Eur. UV/Vis requirements for absorbance accuracy, precision, linearity, wavelength accuracy, stray light and resolution with performance verification measurements of independently certified NIST standards. Stunner is ready when you are to get validated and make the move into QC.



Performance verification plate
Holds certified pharmacopeia standards for UV/Vis verification



Put it on lockdown

GLP labs don't sweat it. Stunner's software hooks labs up with 21 CFR Part 11 compliant features. We're talking password protection, electronic signatures, full audit trail – the whole package.

The screenshot displays the 'Lunatic & Stunner Client' software interface. The top navigation bar is green and contains the application name, '21CFRp11', and the user role 'Administrator'. Below this, the 'Settings' section is visible, featuring several input fields and a list of password requirements. The 'Audit Trail' section below shows a table of system events with columns for ID, Date, User, Category, Action, and Details. A 'BACK' button is located at the bottom left of the interface.

Settings

Force change password after (days): 60
Maximum inactivity time (minutes): 30
Maximum number of failed logins: 5
Minimum characters in password: 5

Password needs to contain:

- numbers
- upper case letters
- lower case letters
- special characters

SAVE CHANGES

Audit Trail

ID	Date	User	Category	Action	Details
2019	17/04/2020 10:45:49	Administrator	User	User login	User login successful (Administrator)
2018	17/04/2020 10:45:34		System	Software start	Software start: Lunatic & Stunner Client
2017	17/04/2020 10:45:10		System	Software shutdown	Software shutdown: Lunatic & Stunner Client
2016	17/04/2020 10:44:57	Administrator	System	Security settings modified	"Force change password after" changed from "90 days" to "60 days"
2015	17/04/2020 10:44:28	Administrator	System	CRM info modified	Absorbance CRM certified absorbances modified
2014	17/04/2020 10:43:59	Administrator	System	PV criteria modified	"Absorbance Linearity minimum R square" changed from "0.000" to "0.9
2013	17/04/2020 10:43:31	Administrator	System	CRM info modified	Absorbance CRM info concentration 1 modified: "serial number" change
2012	17/04/2020 10:41:03	Administrator	System	Add license	Seat license added (hardwareid: "*****A01214") which activates 21C
2011	17/04/2020 10:38:14	Administrator	User	User login	User login successful (Administrator)
2010	17/04/2020 10:37:16		System	Software start	Software start: Lunatic & Stunner Client
2009	17/04/2020 00:35:09		System	Software shutdown	Software shutdown: Lunatic & Stunner Analysis
2008	16/04/2020 23:24:42	Administrator	Data	New experiment	New experiment done on Fri, 20 Mar 2020 11:37:53, performed on S/N 4
2007	16/04/2020 22:41:18	Administrator	User	User login	User login successful (Administrator)

← BACK

Specifications

Stunner instrument specifications		
Dimensions	37 cm W x 54 cm D x 33 cm H; 26 kg	
Electrical	Universal input voltage 100-240 V AC, 50-60 Hz	
Computer	Separate computer with Windows 10 included	
Connection	USB, TCP/IP (Service)	
Approval	CE, FCC, CSA	
Regulatory compliance	Optional 21CFR11 software package	
UV/Vis		
Light source	Xenon flash lamp	
Detectors	UV/Vis polychromatic spectrophotometer	
Wavelength range	230-750 nm	
Wavelength accuracy	≤400nm: ±1nm; ≥400nm: ±2 nm	
Spectral resolution	Better than 2 nm (toluene in hexane)	
Absorbance precision (1 cm quartz cuvette)	<1 OD: ±0.005 OD st dev	1-2 OD: ±0.5% CV
Absorbance accuracy (1 cm quartz cuvette)	<1 OD: ±0.01 OD	1-2 OD: ±1%
DLS		
Light source	660 nm laser diode	
Detection	Avalanche photodiode module	
Size accuracy	±2%	
Minimum sample concentration	0.1 mg/mL lysozyme	
Hydrodynamic diameter range	0.3-1000nm	
Stunner plate specifications		
Samples per plate	96 (12 x 8 microplate format)	
Sample retention time	Up to 2 hours	
Recommended sample volume	2 µL	
Pathlength(s)	0.1 mm & 0.7 mm path	
Measurement time for full plate	~10 minutes for UV/Vis only; ~1 hour for UV/Vis and DLS	
Measurement range: OD 10 mm ng/µL dsDNA mg/mL ave protein mix	0.03-275 OD 10 mm 1.5-13750 ng/µL 0.03-275 mg/mL	
Absorbance precision (10 mm pathlength)	<1 OD: ±0.01 OD st dev 1-200 OD: ±1% CV	
Absorbance accuracy (10 mm pathlength)	<1 OD: ±0.02 OD 1-200 OD: ±2%	



Unchained Labs

6870 Koll Center Pkwy
Pleasanton, CA 94566

Phone: 1.925.587.9800

Toll-free: 1.800.815.6384

Email: info@unchainedlabs.com

© 2020 Unchained Labs. All rights reserved. The Unchained Labs logo, Stunner and the Stunner logo are trademarks and/or registered trademarks of Unchained Labs. All other brands or product names mentioned are trademarks owned by their respective organizations.